

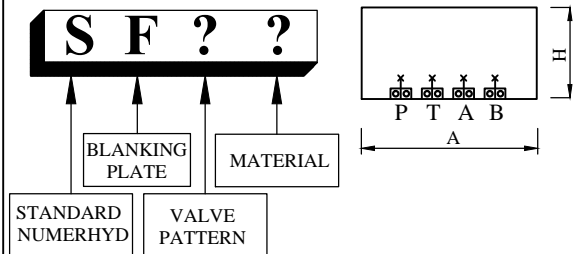


NUMERHYD

- CHC Screws and O-Ring are supplied
- Maxi pressure 500b

SF

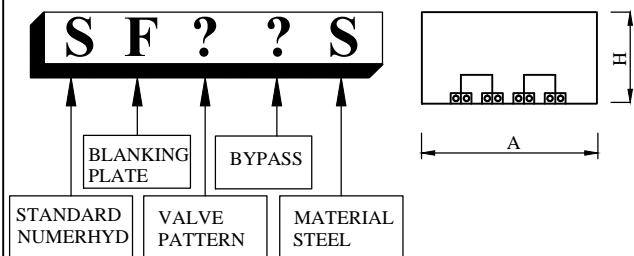
BLANKING PLATE



DIMENSIONS

MODEL	VALVE PATTERN	O-RING PERBUNAN	SCREW CHC	MATERIAL	A	B	H	weight (KG)
SF2A	CETOP 2	4*OR 6.00*1.00	4* M5*40	ALU	45	35	30	0.35
SF3S	CETOP 3	4*OR 9.25*1.78	4* M5*40	STEEL	70	45	30	0.7
SF5S	CETOP 5	5*OR 12.42*1.78 2*OR 9.25*1.78	4*M6*40	STEEL	90	70	30	1.4
SF7	CETOP 7	4*OR 21.89*2.62 3*OR 9.25*1.78	4*M10*45 2*M6*40	CAST-IRON	125	90	30	2.5
SF8	CETOP 8	4*OR 32.92*3.53 3*OR 17.12*2.62	6*M12*50	CAST-IRON	155	115	45	5.5
SF10	CETOP 10	4*OR 47.22*3.53 3*OR 18.64*3.53	6*M20*60	CAST-IRON	230	200	55	18

BYPASS BLANKING PLATE



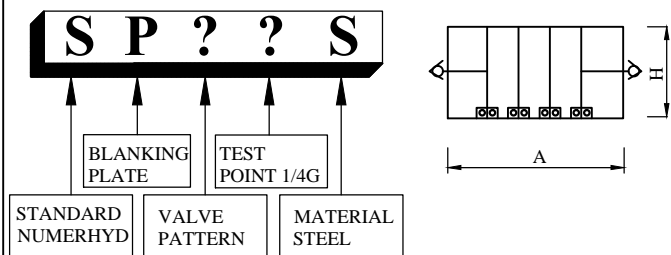
DIMENSIONS

MODEL	VALVE PATTERN	O-RING PERBUNAN	SCREW CHC	A	B	H	weight (KG)
SF3PAS	CETOP 3 BYPASS P<-->A; B<-->T	4*OR 9.25*1.78	4* M5*40	70	45	30	0.7
SF3PBS	CETOP 3 BYPASS P<-->B; A<-->T	4*OR 9.25*1.78	4* M5*40	70	45	30	0.7
SF5PAS	CETOP 5 BYPASS P<-->A; B<-->T	5*OR 12.42*1.78 2*OR 9.25*1.78	4*M6*40	90	70	30	1.4
SF5PBS	CETOP 5 BYPASS P<-->B; A<-->T	5*OR 12.42*1.78 2*OR 9.25*1.78	4*M6*40	90	70	30	1.4

SANDWICH PRESSURE TEST PLATE

- O-Ring are supplied
- Maxi pressure 500b

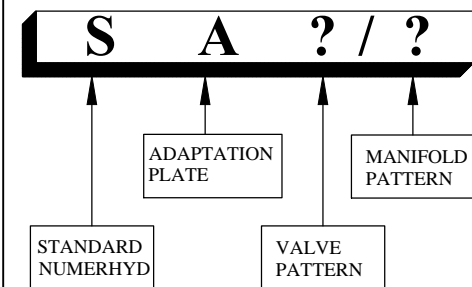
SP



DIMENSIONS

MODEL	DIAGRAM	O-RING PERBUNAN	A	B	H	weight (KG)
SP3PS	CETOP 3 PORT 1/4"G ON P	4*OR 9.25*1.78	70	45	30	0.7
SP3ABS	CETOP 3 PORT 1/4"G ON A & B	4*OR 9.25*1.78	70	45	30	0.7
SP5PS	CETOP 5 PORT 1/4"G ON P	5*OR 12.42*1.78 2*OR 9.25*1.78	90	70	30	1.4
SP5ABS	CETOP 5 PORT 1/4"G ON A & B	5*OR 12.42*1.78 2*OR 9.25*1.78	90	70	30	1.4

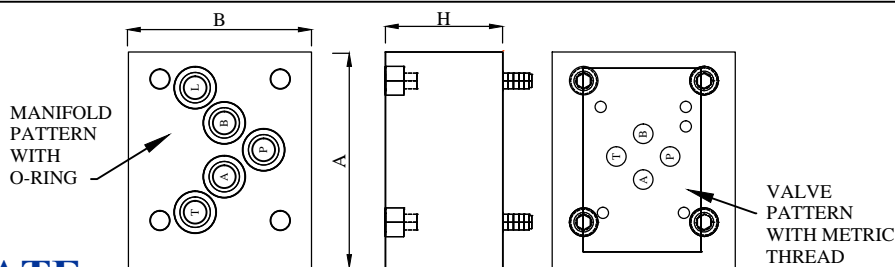
ADAPTER PLATE



DIMENSIONS

- CHC Screws and O-Ring are supplied

MODEL	VALVE PATTERN / MANIFOLD PATTERN	O-RING PERBUNAN	SCREW CHC	MATERIAL	MAXI PRESSURE	A	B	H	weight (KG)
SA3/0	CETOP 3 / NG5	4*OR 6.00*1.00	4*M5*50	STEEL	500b	60	45	50	0.9
SA3/5	CETOP 3 / CETOP 5	5*OR 12.42*1.78 2*OR 9.25*1.78	4*M6*50	CAST-IRON	500b	90	70	45	2
SA3/7	CETOP 3 / CETOP 7	4*OR 21.89*2.62 3*OR 9.25*1.78	4*M10*55 2*M6*55	CAST-IRON	350b	125	90	50	3.7
SA5/7	CETOP 5 / CETOP 7	4*OR 21.89*2.62 3*OR 9.25*1.78	4*M10*55 2*M6*55	CAST-IRON	350b	125	90	50	3.6
SA5/8	CETOP 5 / CETOP 8	4*OR 32.92*3.53 3*OR 17.12*2.62	6*M12*50	CAST-IRON	350b	155	115	45	5
SA7/8	CETOP 7 / CETOP 8 X and Y Connected	4*OR 32.92*3.53 3*OR 17.12*2.62	6*M12*50	CAST-IRON	350b	155	115	45	4.9
SA8/10	CETOP 8 / CETOP 10 X and Y Connected	4*OR 47.22*3.53 3*OR 18.64*3.53	6*M20*60	CAST-IRON	350b	230	200	55	16



SA

A18/1